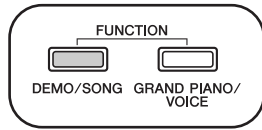


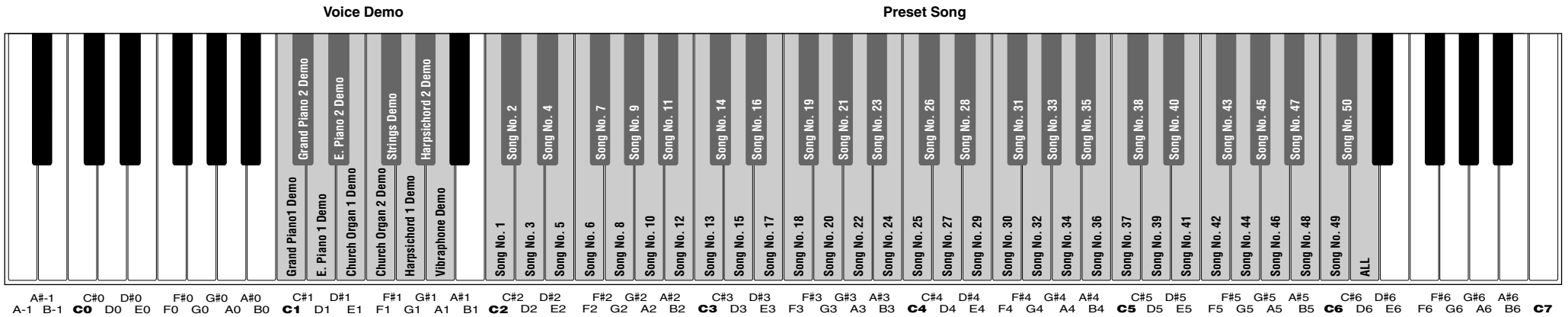
P-70 Quick Operation Guide

★ Try selecting the voice demos and preset songs from the keyboard!

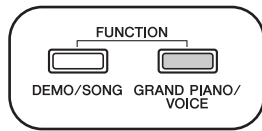


As soon as you press the [DEMO/SONG] button, the GRAND PIANO 1 demo song starts.

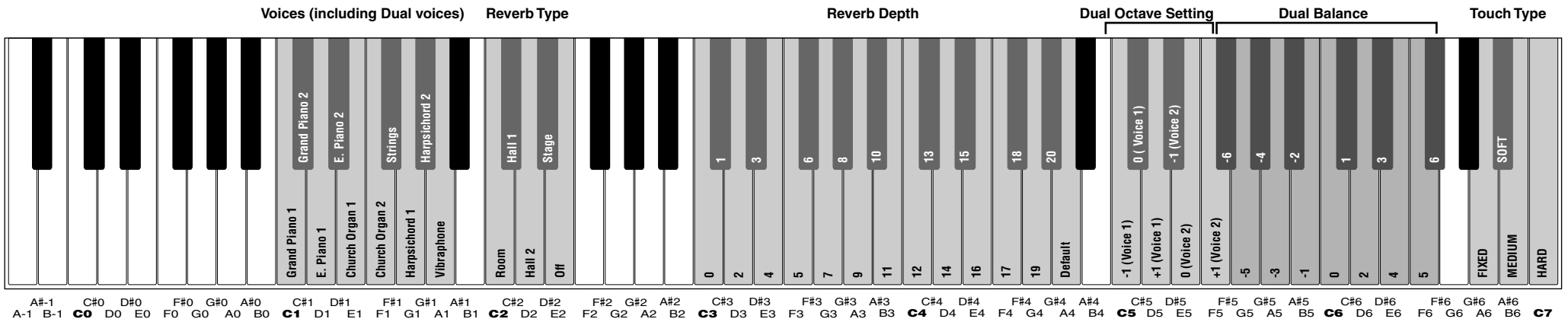
Simultaneously hold down the [DEMO/SONG] button and press the one of the highlighted keys shown below to select the desired voice demo or preset song.



★ Try selecting voices from the keyboard and change the parameter settings!

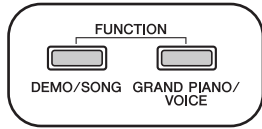


While holding down the [GRAND PIANO/VOICE] button, press the highlighted keys shown below to select the voices or set the parameters.

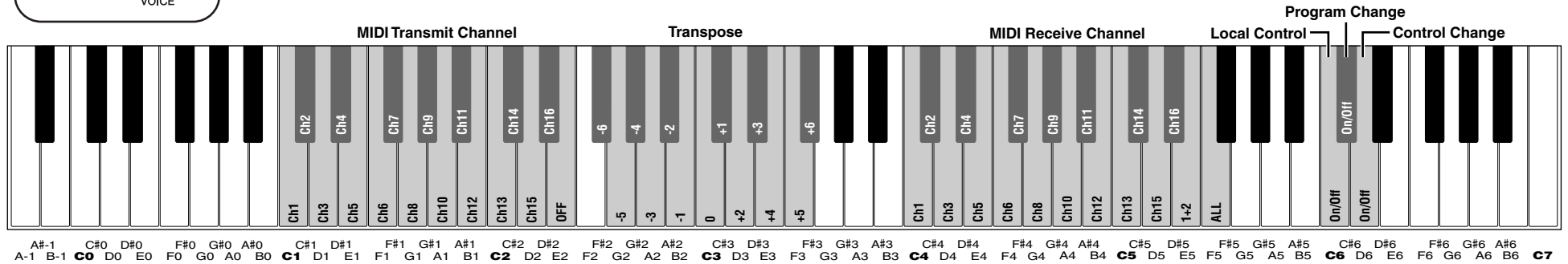


P-70 Quick Operation Guide

★ Change the transpose setting and make important MIDI settings.



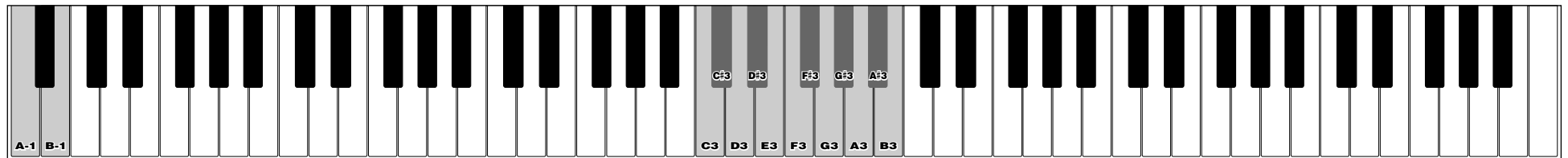
Simultaneously hold down both the [DEMO/SONG] and [GRAND PIANO/VOICE] buttons, and press the one of the highlighted keys shown below to change the desired parameter setting.



★ Fine-tune the pitch of the instrument.

Simultaneously hold down the highlighted keys at the far left of the keyboard, and press the one of the highlighted keys in the center (shown below) to adjust the fine tuning setting.

To raise the pitch (in steps of roughly 0.2 Hz)



To lower the pitch (in steps of roughly 0.2 Hz)



To restore standard pitch

