



VINTAGE VAULT 2

Soundbank Manual

Software Version 1.0

EN 170828

End-User License Agreement (EULA)

Do not use this product until the following license agreement is understood and accepted. By using this product, or allowing anyone else to do so, you are accepting this agreement.

This End-User License Agreement (EULA) represents the contractual conditions between you, the Licensee, and UVI, located 159 rue Amelot, 75011 Paris - France for the use of software, documentation and other materials created by UVI.

You should not register, install or use UVI Products until the following license agreement is understood and accepted.

By using UVI Products, or allowing anyone else to do so, you are accepting this agreement.

A- License Grant

1. UVI grants to you, subject to the following terms and conditions, the non-exclusive right to use each authorized copy of the Product.
2. UVI Product license are granted only to a single user. You may use this product on up to three separate computers or iLok Dongles, which shall be owned and used by you exclusively.
3. Renting or lending the licensed Software to a third party is expressly forbidden.
4. Except if otherwise stated within this EULA, Licensee may resell the software to a third party or transfer the software permanently. Request may be done using the 'Transfer License' feature in your iLok account, subject to a \$25 fee per-license (\$50 maximum) by Pace. The serial number of the Product will be transferred to the third party by UVI, and Licensee's original registration will be deleted.
5. Resale or ownership transfer of individual products obtained in a bundle, or those used to upgrade or cross-grade to other products are not allowed.
6. UVI allows you to use any of the sounds and samples in the products you've purchased for commercial recordings without paying any additional license fees or providing source attribution to UVI.
7. This license expressly forbids resale or other distribution of the sounds and software included in the Product or their derivatives, either as they exist on disc, reformatted for use in another digital sampler, or mixed, combined, filtered, resynthesized or otherwise edited, for use as sounds, multi-sounds, samples, multi-samples, wavetables, programs or patches in a sampler, microchip or any hardware or software sample playback device. You cannot sell the Product content or give it away for use by others in their sampling or sample playback devices.
8. In the event UVI terminates this agreement due to your breach, you agree to return the original and all other copies of the software and documentation to UVI.
9. UVI reserves all rights not expressly granted to herein.

B- License Activation

1. In order to use UVI Products it is required that you authorize them by registering your Serial Number on uvi.net/register, have a free iLok account (not necessarily a dongle) and install the free iLok License Manager (done automatically by UVI Workstation and Falcon installers). It is impossible to use UVI Products if they are not registered and authorized.
2. During authorization you will need to enter your name, email address and postal address which will be stored in the UVI database. UVI uses a secure SSL connection with 128-bit-encryption that meets current security standards to transmit your data over the web. For further information about UVI's handling of personal data please see: <https://www.uvi.net/privacy-policy>
3. The UVI Product license allows up to 3 simultaneous activations on any combination of iLok dongles and computers. Activations can be moved between devices at anytime through the iLok License Manager.

C- Protection of Software

You agree to take all reasonable steps to protect the Product and any accompanying documentation from unauthorized copying or use. You agree not to modify the Product to circumvent any method or means adopted or implemented by UVI to protect against or discourage the unlicensed use or copying of the Product.

D- Ownership

Ownership of, and title to, the enclosed digitally recorded sounds (including any copies) are held by UVI. Copies are provided to you only to enable you to exercise your rights under the license.

E- Term

This agreement is effective from the date you open this package, and will remain in full force until termination. This agreement will terminate if you break any of the terms or conditions of this agreement. Upon termination you agree to return to UVI all copies of this product and accompanying documentation and destroy any other copies made.

F- Restrictions

Except as expressly authorized in this agreement, you may not rent, lease, sub-license, distribute, copy, reproduce, display, modify or timeshare the enclosed Product or documentation.

G- NFR Serials and Free Products

UVI Products serial numbers labeled as "NFR" (Not For Resale) shall only be used for demonstration, testing and evaluation purposes. NFR Products may not be used for commercial purposes, and may not be resold or transferred. They are not eligible for license recovery and are exempt from update, upgrade or crossgrade offers, and cannot be purchased with or exchanged for vouchers. Furthermore, as an owner of an NFR Product, you are not entitled to promotions available for the commercial version of the Product.

H- No Support Obligation

UVI will make its best effort to support you in the event of technical difficulty with a UVI Product. However, UVI is not obligated to furnish or make available to you any additional information, software, technical information, know-how, or support.

I- Specifications and System Requirements

All technical specifications of UVI Products provided are intended to be estimates or approximations. Due to numerous variables no guarantees of compatibility or performance can be made. All such specifications shall be in writing. End-User is solely responsible for, prior to purchase, ensuring that End-User's devices are compatible and meet the system requirements for UVI Products, and that the applicable UVI Products meet End-User's requirements.

This EULA is governed by the laws of France.

©2017 UVI. All rights reserved.
All trademarks are the property of their respective owners.

Table of Contents

Introduction.....	4
UVI Workstation - Overview	
Browser.....	5
Instruments.....	6
Loops/Phrases.....	7
Soundbank User Manuals	8
Links.....	9
Credits and Thanks.....	10

Introduction



Vintage Vault 2

The Ultimate Vintage Synth Collection

- 50 instruments, 111 drum machines, over 7,000 presets
- No emulations, all instruments created on the actual hardware
- Incredible savings, \$2,600 if purchased separately

The premier collection of authentic vintage synthesizer and drum machine sounds just got better! Vintage Vault now includes over 50 instruments, 111 drum machines and over 7,000 hand-crafted presets all created using the original hardware. Explore your own personal dream studio packed with over 5 decades of synthesizers and drum machines from analog to digital, classic to obscure, all recorded in professional studios through class-A signal chains just like they were for countless hit records. Now you can experience the raw grit, character and texture of dozens of real hardware instruments with all the simplicity of software. Vintage Vault is easy to use, completely portable, instantly recallable, and never out of sync or out of tune (unless you want it to be!) – it's all the sounds you want, when and wherever you need them.

Unlimited Inspiration

All of those polyphonic analog synths from the '80s? Check. Hundred-thousand dollar digital workstations? Check. Ultra-rare prototypes and string synths from the '70s? Check. What about all of those classic drum machines? And the obscure ones we never heard of? Check, and check. Vintage Vault brings together 20 UVI instruments representing some of the most coveted and sought-after electronic instruments ever made. It represents decades of man-hours in development and is a testament to our passion for synths and our dedication to quality. Quickly browse through a massive catalog of synths and drum machines, layer them, and effortlessly sculpt your sounds to perfectly fit your mix. Whether you're looking for an iconic sound from your favorite record or film score, or you simply want access to these rare machines, the raw sound of your favorite hardware is never more than a few keystrokes away.

Real Hardware, No Imitations

It sounds like hardware because it is, it's as simple as that. All Vintage Vault instruments start with the real hardware. Expertly programmed patches, extensive sampling through the highest-quality equipment, innovative scripting and a meticulous attention to detail – take all of that and combine it with the award-winning UVI Engine™ and you've got the start of what makes UVI instruments sound like no others. Our sample-based philosophy means the genuine character and sound of your favorite vintage hardware is never out of reach. If you want real hardware tone, look no further.

Optimized Workflow

Vintage Vault instruments all share a common structure, meaning that regardless of whether it's a simple analog monosynth or a complex FM workstation, once you become familiar with a single instrument you can easily use them all. No more time lost digging through tiny menu screens or ambiguous user manuals. No more being stuck with a single instrument because it's what you know best. Vintage Vault breaks down the technical barriers and streamlines your workflow so you can focus on what's most important – staying inspired and making music.

Explore the history of synthesis voiced by the machines that made it, from analog to digital and everywhere in-between - unlock your inspiration with the authentic hardware sounds of Vintage Vault.

Minimum System Requirements

- UVI Workstation 2.6.12+ or Falcon 1.3.1+
- 120 GB of disk space

For more information on the installation process, please refer to the document: [Soundbank Installation Guide](#)

UVI Workstation: Browser View



1 View Toggle

- » **Single-Part View**
Selected instrument's UI/parameters
- » **Multi-Part View**
Add and select various instrument layers
- » **Preferences View**
General, streaming, and sound bank
- » **Browser View**
View and load instruments

2 Category Column

- » **Search**
Search your collection of UVI instruments, loops and sounds
NOTE: Must index on initial use
- » **Places**
Browse saved locations (file system)
- » **Devices**
Browse available volumes (file system)
- » **Soundbanks**
Browse loaded UVI soundbanks

3 Groupings

Groupings/Folders are indicated with an arrow '>', click to view their contents in the adjacent column

4 Loadable Files

UVI Workstation can load many types of samples and instruments, compatible files will be displayed here

5 Files Details

Compatible meta-data for the selected file will be displayed here

NOTE

For more information on UVI Workstation please see the dedicated user manual

UVI Workstation: Instrument View



1 ▶ Volume

Master output volume control

2 ▶ MIDI and Part Menus

- » **Input MIDI Channel and Port**
Select Omni or select a controller (A,B,C,D) as defined in the 'Audio and MIDI Settings' menu
- » **Part Selector**
Select the part page to be viewed in Single-Part View

3 ▶ Edit View

Edit instruments in single-part view

4 ▶ Effects View

Edit part effects [see page 14]
NOTE: UVI Workstation comes with 200+ built-in professional effects

5 ▶ Arpeggiator View

Arp edit view [see pg 15]

6 ▶ Part Title / Browser

Active patch title appears here
» Double-click this field to open the browser
» Click the right/left arrows to navigate patches within the loaded instrument

7 ▶ Part Interface

Edit the part, multi or UVI Workstation config parameters, dependent on which view is selected [3 top-right buttons]

8 ▶ Transport

- » **Tap/Tempo**
Click to manually set tempo or type in a specific value
- » **Stop/Sync to Host/Play**
Control loops within UVI Workstation and how they interact with a host application

9 ▶ Controller

Operate UVI Workstation via an external controller or by using the built-in soft keyboard

NOTE

For more information on individual soundbanks please refer to their user manuals [see page 8]

UVI Workstation: Loop / Phrase Edit



UVI Instruments and sound files (WAV/AIFF/REX and Apple Loops files) may be loaded (drag & drop). Loaded sound files are mapped across the keyboard. When the source is a sliced sound (like REX files), the sound will automatically play with the browser's default setting.

1 Playback Behaviors

Sliced soundfiles can be switched to Stretch or Sample, but non-Sliced soundfiles cannot be switched

» Sample

Loop/phrase plays like a regular sampler
NOTE: Half/Double speed does not work in Sample mode

» Stretch

Sample length is not pitch-dependent. Loop/phrase starts at the beginning of the loop/phrase

» Slice

Default mode

2 Controls

» Key / Tempo

Key displays the root key for the loop/phrase. Tempo controls the loop's rate

» Coarse / Fine

Adjust tuning in semitones or cents

» Sync

Off: Loop/phrase does not sync to tempo
 Tempo: Follow Tempo, but not position
 Position: Tempo and position are followed. **NOTE:** Not available to phrases.

» Speed

Adjust speed in relation to Tempo and Sync settings. Double-click to reset.
 Half/Double: Slow to 1/2 or 1/4; Speed to 2x or 4x of the assigned tempo. Fine works similarly, but with any rate value.

» Latch

The loop/phrase will play even after you release a controller key.
 Stretch/Slice: it will repeat indefinitely.
 Sample: it will play once, then stop.
NOTE: hit the same controller key again to silence the loop/phrase

» Trigger

Immediate: instantly triggers
 Next Beat: triggers on beat
 Next Bar: triggers at measure

» Slice Start

Sample/Stretch: define where the sample will begin within the soundfile.
 Slice: provides a range from the first slice of the sample to the last slice.

» Drag & Drop

Quickly export your soundfile with ease

3 Transport

Simply click to manually set tempo or type-in a specific tempo

» Stop/Sync to Host/Play

Control loops within UVI Workstation and how they interact with a host application

Soundbank User Manuals

Click a Soundbank below to access its user manual - internet connection required

 **The
Beast**

CAMEO

darklight IIX

Digital
SYNSATIONS

DS
DIGITAL SYNSATIONS
VOLUME 2

Emulation II

Emulation One

Mello

Ob LEGACY

PX **apollo**

String Machines

 **ultra
mini**

UVS-3200

UVX-3P

UVX-10P
POLYPHONIC SOUNDWARE

UVX80

Vector Pro








Vintage Legends

**WAVE
RUNNER**

 **BEATBOX
ANTHOLOGY 2**

Links

UVI

- Home uvi.net/ 
- Soundbank Installation Guide [installing_uvi_soundbanks_en.pdf](#) 
- UVI Workstation User Guide [uviworkstation_user_guide_en.pdf](#) 
- Your Registered Product Serial Numbers and Download Links. uvi.net/my-products 
- FAQ uvi.net/faq 
- Tutorial and Demo Videos youtube.com/ 
- Support uvi.net/contact-support 

iLok

- Home ilok.com/ 
- iLok License Manager ilok.com/ilm.html 
- FAQ ilok.com/supportfaq 



VINTAGE VAULT 2

Credits and Thanks

Produced by UVI

Recording / Editing / Sound Design

Damien Vallet
Christian Hatvani
Floriane Palmkrantz
Johan Bourdon
Michael Kastrup

Alain J Etchart
Elias Cheyrour
Frédéric Boyer
Louis Couka
Nathaniel Reeves

Kevin Guilhaumou
Emmanuel Usai
Jérôme Mousson
Marc Enciso
Oliver Davis

Software + Scripting

Olivier Tristan

Remy Muller

Damien Vallet

GUI, Design

Nathaniel Reeves

Anthony Hak

Documents

Nathaniel Reeves

Kai Tomita

Garrett DeMartinis

Special Thanks

Candor Chasma (mellotron.fr)
Christian Braut
Christophe Martin
Eric Inglebert
Gert (eBoard Museum)

Jean-Bernard Emond
John Parkins
Kenneth (Maskinrum Studio)
Manu (MasterWave)
Marko Ettlich (RetroSound)

Michael Garçon (The Synth Doctor)
Michael Kastrup
Olivier Briand (Patch Work Music)
Richard (RL Music)
Shelter Studio



UVI.NET