



MONO

SEL®



MONO



MONDO

**manuale d'istruzione
owner manual
cahier d'instructions
bedienungsanleitung
manual de instrucciones
handbok**

SEEL®

DESCRIPTION

With this Keyboard S.I.E.L. means to give the professional pianist and the amateur player a monophonic synthesizer extremely simple to operate.

The instrument is supplied with a general control (SELECTOR PRESET-FREE) that gives the possibility of obtaining either preset voices very easy to insert (PRESET), or some wave forms that can be treated and filtered in order to obtain all the sonorities typical of an electronic synthesizer (FREE).

Special digital circuits ensure a great reliability of the tuning and general working of the instrument in any temperature and feed conditions.

PRESET

The main control of this instrument is the PRESET-FREE.

Choosing the position PRESET we obtain the faithful imitation of ten musical instruments (BASSOTUBA, TROMBONE, TRUMPET, FLUTE, PICCOLO, SAX, CLARINET, VIOLIN, DOUBLE-BASS, GUITAR).

To do this just switch on the control relative to the instrument chosen; at the same time, some leds showing the controls which may be operated to modify the sound characteristics will light up.

Everybody knows that there are different ways to play, for example, a Trombone, which can have a more or less sustained sound and a different colour-tone according to the musical excerpt which is being played; well, with your MONO it is possible to obtain all this simply by operating the controls shown by the lit-up leds.

The controls that work in the position PRESET are:

ATTACK TIME	: controls the attack speed of the sound.
DECAY TIME	: controls the decay time of the sound after the initial attack.
SUSTAIN LEVEL	: controls the level at which the sound is sustained after the decay.
RELEASE TIME	: controls the length of the coda after the key has been released.
VCF CUT OFF	: controls the tone-colour.
LFO DEPTH	: The LFO circuit (Low Frequency Oscillator) is used for the generation of the modulations; this control regulates the wave amplitude.
LFO SPEED	: regulates the wave frequency.

VOLUME NOISE	: controls the volume of the pink noise produced by a special generator.
MAIN VOLUME	: it is the general volume control.
LFO ON	: inserts the low frequency oscillator for the generation of the modulation. In the position PRESET it creates the VIBRATO effect.
LFO DELAY/ON	: delays the modulation effect, which will come out only a few moments after one key has been pressed.
NOISE ON	: inserts the pink noise only when combined with Flute, Piccolo, and Sax, in order to imitate the "blow" of the player.
KTF	: (Keyboard Tracking Filter) enables the VCF CUT OFF, in the position 1/oct., to synchronize itself with the keyboard. In this way, going up to the high-pitched notes of the keyboard, the tone-colour shall gradually become more and more brilliant.
TRANSPPOSE	: in the position 1 oct. up we have the transposition to a higher octave with respect to the "feet" showed under the PRESET controls.
PORTAMENTO	: controls the speed of the gradual change from one note to another.
PITCH BEND	: enables to alter the frequency up to an interval of one third minor higher or lower.
PITCH	: enables to tune your synthesizer according to the diapason wanted.

FREE

Choosing the position FREE by the special pushbutton, it is possible to operate more easily the tone-colours of your synthesizer.

Just insert one of the available wave forms considering the relative tone-colours and operating all the controls of the synthesizer.

As you will notice, some regulations, already working on the position PRESET, will become more

accentuated and the other controls will be enabled to work.

They are:

VCF RESONANCE : controls the resonance of the filter for particular effects of the tone-colours.

**ADSR VCA
VCA + VCF** : conveys the decay produced from the ADSR section to the controlled amplifier (VCA) thus obtaining an intensity variation after operating the keyboard or, at the same time, to the VCA and VCF (controlled filter), thus obtaining a tone-colour variation.

**VCF Low P. -
Band P. - High P.** : the controlled filter of your synthesizer can take on several frequency responses that will acoustically become even more numerous tone-colour effects.

It is possible to choose among the forms: Low Pass, Band Pass, High Pass obtaining, using the three controls simultaneously, the imitation of the phasing when regulated by the LFO.

It is necessary to switch on at least one of the three controls in order to enable the filter and the synthesizer to work.

LFO DCO-VCF : enables, when upwards, to convey the wave generated by the low frequency oscillator to the DCO (Digital Controlled Oscillator that produces the wave forms of your synthesizer), thus creating the VIBRATO effect.

If the switch is downwards, the section LFO operates the filter (VCF) thus creating particular effects of tone-colour modulation.

NOISE ON : Contrary to the position PRE-SET, this control enables to insert the pink noise, either together with any of the ten wave forms or separately. The NOISE is then filtered by

all the other circuits of the synthesizer, making it possible to obtain several typical noises (wind, explosions, engines, etc.).

ANIMATOR

It is another special pushbutton placed near the keyboard in order to assist an easier control. Switching on this particular circuit, whose working will be showed by the special led, you will obtain the doubling of the chosen wave, thus creating the effect of two instruments that play together, but slightly untuned one with the other.

This effect can be regulated by the ANIMATOR DEPTH control, showed by a lit-up led.

Using the Animator together with the Noise, you will obtain really extraordinary effects.

The flow chart, situated on the front panel, will help you to understand better the operating of your synthesizer.

On the back panel there are two outlets with different signal levels. The output LOW is used for connections with amplifiers in general (amplifiers, voice systems, etc.), the output HIGH, on the contrary, is more indicated for the direct connections with electronic organs especially designed for receiving additional instruments.

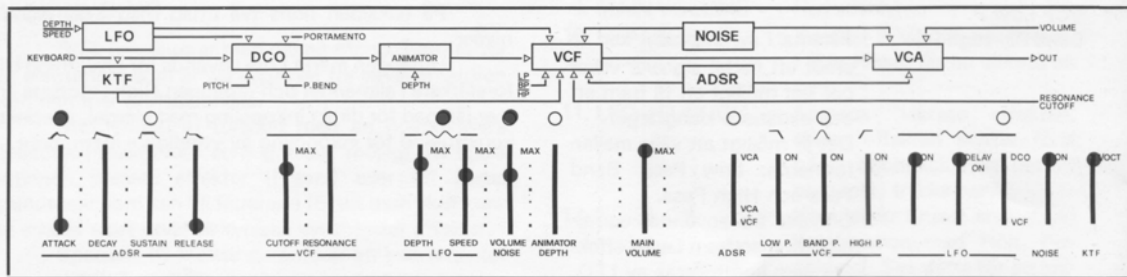
INSTRUCTIONS FOR USE

- Adjust the legs setting them in one of the two possible positions.
- Connect the synthesizer to the amplifier through the outputs provided (HIGH, LOW), using the cable supplied with the organ.
- If necessary, connect the swell-pedal (it is optional) to the relative socket placed on the back panel.
- Insert the power plug after having checked the voltage (220V 50 Hz).
- Switch on the instrument using the luminous switch placed on the back panel.
- Check if the slider MAIN VOLUME is half way up.
- Tune the instrument, if necessary, by using the the pitch.

IMPORTANT

Should the spy-light not work after the circuit-breaker has been switched on, check the fuse and, if necessary, replace it with one of the same type (100 mA T SLOW - BLOW).

THIS OPERATION MUST BE EFFECTED WITH THE POWER PLUG DISCONNECTED FROM THE WALL SOCKET.



ATTACK DECAY SUSTAIN RELEASE
ADSR

CUTOFF RESONANCE
VCF

DEPTH SPEED VOLUME ANIMATOR DEPTH
LFO NOISE DEPTH

MAX

MAIN VOLUME

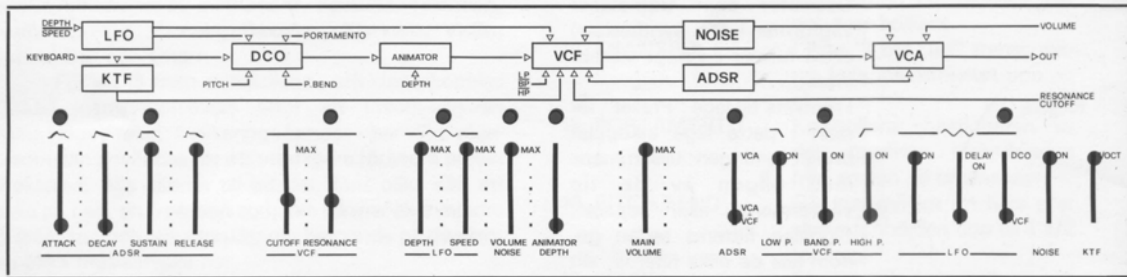
VCA VCF ON ON ON ON ON ON ON ON ON ON

ADSR LOW P. BAND P. HIGH P. LFO NOISE KTF

MONO

○ ANIMATOR □ □ FREE ○
PRESET ●

SELECTOR



ATTACK DECAY SUSTAIN RELEASE
ADSR

CUTOFF RESONANCE
VCF

DEPTH SPEED VOLUME ANIMATOR DEPTH
LFO NOISE DEPTH

MAX

MAIN VOLUME

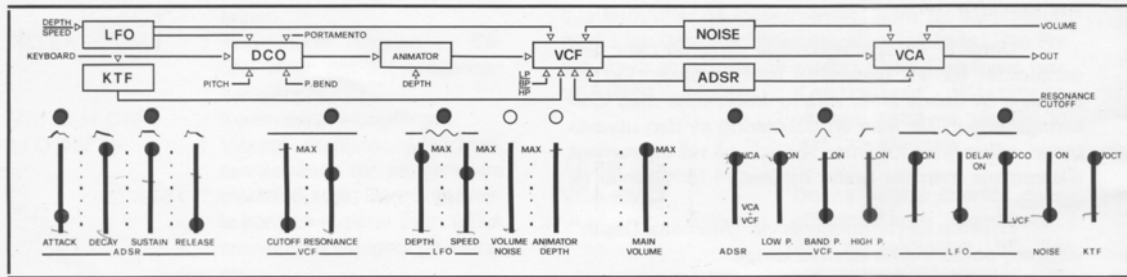
VCA VCF ON ON ON ON ON ON ON ON ON ON

ADSR LOW P. BAND P. HIGH P. LFO NOISE KTF

MONO

● ANIMATOR □ □ FREE ●
PRESET ○

SELECTOR



ATTACK DECAY SUSTAIN RELEASE
ADSR

CUTOFF RESONANCE
VCF

DEPTH SPEED VOLUME ANIMATOR DEPTH
LFO NOISE DEPTH

MAX

MAIN VOLUME

VCA VCF ON ON ON ON ON ON ON ON ON ON

ADSR LOW P. BAND P. HIGH P. LFO NOISE KTF

MONO

○ ANIMATOR □ ■ FREE ●
PRESET ○

SELECTOR

FREE ▷

PRESET ▷ BASS TUBA TROM BONE TRUMPET FLUTE PICCOLO SAX CLARINET VIOLIN BASS GUITAR

FOCT

TRANSPOSE

32' 16' 8' 8' 4' 16' 16' 8' 32' 8' 8'+4'

FLUTE



FREE ▷

PRESET ▷ BASS TUBA TROM BONE TRUMPET FLUTE PICCOLO SAX CLARINET VIOLIN BASS GUITAR

FOCT

TRANSPOSE

32' 16' 8' 8' 4' 16' 16' 8' 32' 8' 8'+4'

AIRCRAFT MOTOR



FREE ▷

PRESET ▷ BASS TUBA TROM BONE TRUMPET FLUTE PICCOLO SAX CLARINET VIOLIN BASS GUITAR

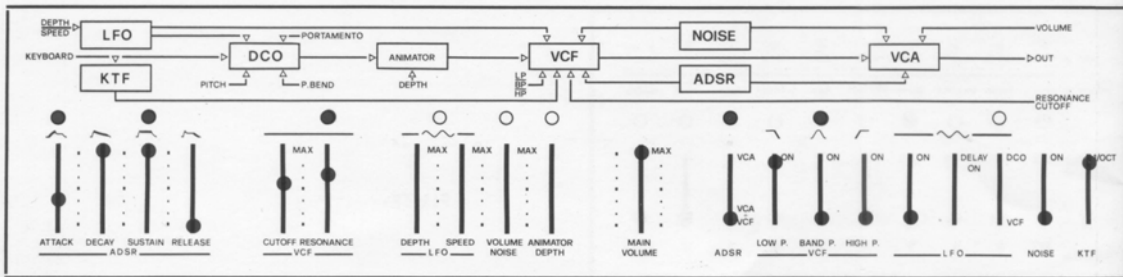
FOCT

TRANSPOSE

32' 16' 8' 8' 4' 16' 16' 8' 32' 8' 8'+4'

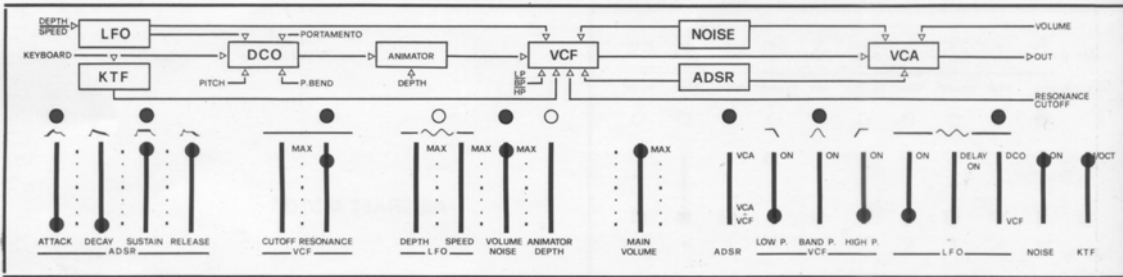
PLAYING SAW (WITH PORTAMENTO)





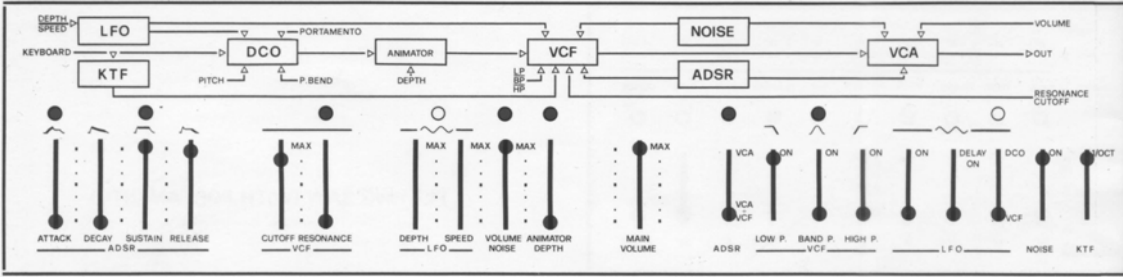
MONO

ANIMATOR FREE
 PRESET
 SELECTOR



MONO

ANIMATOR FREE
 PRESET
 SELECTOR



MONO

ANIMATOR FREE
 PRESET
 SELECTOR

FREE ▷ 32' 16' 8' 8' 4' 16' 16' 8' 32' 8' 8+4'

PRESET ▷ BASS TROM TRUMPET FLUTE PICCOLO SAX CLARINET VIOLIN BASS GUITAR

MOCT UP

TRANSPOSE 32' 16' 8' 8' 4' 16' 16' 8' 32' 8' 8+4'

SINGING FROG



FREE ▷ 32' 16' 8' 8' 4' 16' 16' 8' 32' 8' 8+4'

PRESET ▷ BASS TROM TRUMPET FLUTE PICCOLO SAX CLARINET VIOLIN BASS GUITAR

MOCT UP

TRANSPOSE 32' 16' 8' 8' 4' 16' 16' 8' 32' 8' 8+4'

WIND



FREE ▷ 32' 16' 8' 8' 4' 16' 16' 8' 32' 8' 8+4'

PRESET ▷ BASS TROM TRUMPET FLUTE PICCOLO SAX CLARINET VIOLIN BASS GUITAR

MOCT UP

TRANSPOSE 32' 16' 8' 8' 4' 16' 16' 8' 32' 8' 8+4'

THUNDER



CARATTERISTICHE

- Tastiera 37 tasti (FA-DO)
- Registri 10 voci: BASSO TUBA, TROMBONE, TROMBA, FLAUTO, PICCOLO, SAX, CLARINO, VIOLINO, BASSO - 1 pulsante per selezione del FREE PRESET - 1 pulsante ANIMATOR ON/OFF - 3 registri per selezione VCF: BAND PASS - LOW PASS - HIGH PASS - 3 registri LFO: ON/OFF - DELAY - DCO/VCF - 1 registro ADSR VCA VCF - 1 registro K.T.F. (Keyboard Tracking Filter) - 1 registro 1 oct. UP - 1 registro NOISE: ON/OFF.
- Controlli 1 Controllo MAIN VOLUME - 1 controllo ANIMATOR DEPTH - 1 controllo NOISE VOLUME - 2 controlli LFO: DEPTH/SPEED - 2 controlli VCF: CUT OFF - RESONANCE - 4 controlli ADSR: ATTACK - DECAY - SUSTAIN - RELEASE - 1 controllo PORTAMENTO.
- Informazioni Generali 22 LEDS - Diodi per indicazione visiva funzioni inserite - 1 presa Din per pedale d'espressione - 2 prese Jack per connessione all'amplificatore esterno (HIGH-LOW) - 1 leva: PITCH BEND.

SPECIFICATIONS

- Keyboard 37 keys (C-C)
- Tabs 10 voices: BASSO TUBA, TROMBONE, TRUMPET, FLUTE, PICCOLO, SAX, CLARINET, VIOLIN, BASS, GUITAR - 1 pushbutton for FREE/PRESET selection - 1 pushbutton ANIMATOR ON/OFF - 3 tabs for VCF selection: BAND PASS - LOW PASS - HIGH PASS - 3 tabs LFO: ON/OFF - DELAY - DCO/VCF - 1 tab ADSR VCA/VCF - 1 tab K.T.F. (Keyboard Tracking Filter) - 1 tab 1 oct. UP - 1 tab NOISE: ON/OFF
- Controls 1 slider MAIN VOLUME - 1 slider ANIMATOR DEPTH - 1 slider NOISE VOLUME - 2 sliders LFO: DEPTH - SPEED - 2 sliders VCF: CUT OFF - RESONANCE - 4 sliders ADSR: ATTACK - DECAY - SUSTAIN - RELEASE - 1 slider PORTAMENTO
- General Information 22 LEDs - Diodes for visual indication of engaged functions - 1 Din socket for Swell pedal - 2 Jack sockets for external amplifier: HIGH - LOW - 1 lever: PITCH BEND.

DONNEES TECHNIQUES

- Clavier 37 touches (FA-DO)
- Registres 10 voix: BASSO TUBA, TROMBONE, TROMPETTE, FLUTE, PICCOLO, SAX, CLARINETTE, VIOLON, BASSE GUITARE - 1 poussoir pour selection du FREE PRESET - 1 poussoir ANIMATOR ON/OFF - 3 registres pour selection VCF: BAND PASS - LOW PASS - HIGH PASS - 3 registres LFO: ON/OFF - DELAY - DCO/VCF - 1 registre ADSR VCA/VCF - 1 registre K.T.F. (Keyboard Tracking Filter) - 1 registre 1 oct. UP - 1 registre NOISE: ON/OFF
- Regulateurs 1 régulateur MAIN VOLUME - 1 régulateur ANIMATOR DEPTH - 1 régulateur NOISE VOLUME - 2 régulateurs LFO: DEPTH/SPEED - 2 régulateurs VCF: CUT OFF - RESONANCE - 4 régulateurs ADSR: ATTACK - DECAY - SUSTAIN - RELEASE - 1 régulateur PORTAMENTO
- Commandes Generales 22 LEDS - Diodes pour indication visuelle des fonctions insérées - 1 prise Din pour pédale d'expression - 2 prises Jack pour connexion à l'amplificateur extérieur (HIGH-LOW) - 1 levier: PITCH BEND.

TECHNISCHE DATEN

- Klaviatur 37 Tasten (C-C)
- Register 10 Stimmen: BASSO TUBA, TROMBONE, TRUMPET, FLUTE, PICCOLO, SAX, CLARINET, VIOLIN, BASS, GUITAR - 1 Knopf zur Auswahl der Timbren FREE/PRESET - 1 Knopf ANIMATOR ON/OFF - 3 Register für VCF-Auswahl: BAND PASS - LOW PASS - HIGH PASS - 3 Register LFO: ON/OFF - DELAY - DCO/VCF - 1 Register K.T.F. (Keyboard tracking filter) - 1 Register 1 Oktave -UP- - 1 Register NOISE: ON/OFF
- Regler 1 Lautstärkenregler MAIN VOLUME - 1 Lautstärkenregler ANIMATOR DEPTH - 1 Lautstärkenregler NOISE VOLUME - 2 Lautstärkenregler LFO: DEPTH - SPEED - 2 Lautstärkenregler VCF: CUT - OFF - RESONANCE - 2 Lautstärkenregler ADSR: ATTACK - DECAY - SUSTAIN - RELEASE - 1 Lautstärkenregler PORTAMENTO
- Allgemeines 22 LED - Dioden für Leuchtanzeige der eingeschalteten Funktionen - 1 DIN-Anschluss für Swellerpedal - 2 Jachanschlüsse für Aussenverstärker - 1 Hebel: PITCH BEND.



SOCIETÀ INDUSTRIE ELETTRONICHE s.p.a.

ZONA INDUSTRIALE - 63030 ACQUAVIVA PICENA (AP) - ITALY
P.O. box 199 - 63039 SAN BENEDETTO DEL TRONTO (AP) ITALY
Tel. National 0735-60744 (4 lines)
Tel. International + 39 735-60744 (4 lines)
Telex 573287 SIEL I